



Top Pan Balance CY-C Series

Accuracy and versatility

Top Pan Balances are a popular choice for various weighing procedures.
Perfect Measurements Guaranteed












CY-C Professional Level Series

Aczet is an excellent option to consider for routine weighing procedures. Its generous pan size and weight range make it perfect for a variety of tasks in educational laboratories, quality control, manufacturing, research, and fieldwork.

A top pan balance like Aczet is a great choice for applications where moderate accuracy and a simple weighing process are sufficient. A top pan balance is a balance that does not have a draft shield. The open weighing pan allows items to be added to the scale. Top loading balances come in a wide range of capacities and precision requirements, which is really impressive as they can meet all the needs of a laboratory, ranging from 310 g up to 8100 g with a readability of 0.01 g. They are an excellent choice for labs with varied needs



11 Easy-to-use Built-in-Applications

- [Piece Counting](#) 
- [% Weighing](#) 
- [Formulation](#) 
- [Pipette - Check](#) 
- [Animal Weighing](#) 
- [Custom Unit](#) 
- [Check Weighing](#) 
- [Totalization](#) 
- [Density](#) 
- [Statistics](#) 
- [Below Hook](#) 

Reliable and precise results



The Mono-Tech technology sensor truly stands out with its unparalleled design based on electromagnetic force compensation (EMFC). Its exceptional performance meets the highest international standards. I am truly impressed by its unique features and the results it delivers.

Strong and Sturdy Construction



Ensures reliability and durability with its strong construction and solid performance, perfect for long-term use.

Easy-to-Read LCD Screen



Easy-to-Read LCD ScreenThe balance is equipped with a large LCD backlit screen that ensures easy visibility in any lighting conditions. The backlit feature illuminates the screen, making it readable even in low-light environments.

Efficient Functioning



Versatile top-loading balances range from 310 g to 610 g with a 128 x 128 mm pan size. Equipped with a glass draft shield chamber and wide-sliding doors for convenience in laboratories. The 1202 g to 8100 g balance has an open weighing pan, no draft shield.

Easy Leveling



Easy LevelingSimply adjust the feet of the balance until the level indicator shows that the air bubble is centered. This ensures accurate measurements.

Efficient Communication



Features RS 232 communication, allowing for error-free documentation, ensuring accurate and reliable data transfer Pc or printer.

Top Pan Balances are a popular choice for various weighing procedures.
Perfect Measurements Guaranteed

CY-C Professional Level Series

Revolution in Mass Measurement Quantity

Our Top Pan balance sets a new benchmark for mass measurement quality with the best weighing accuracy and $sd \leq 1d$ repeatability. We adhere to strict USP requirements (chapters 41 and 1251) to ensure the highest level of quality in our measurements.

Monitored Ambient Conditions

A unique ambient conditions monitoring feature is applied to supervise environmental conditions at the balance workplace.

Overload Protection

Monitor the built-in display for capacity tracking to prevent overloading the weighing cell.

Internal Calibration Professional Level CY-C Series

Motorized built-in weight internal calibration ensures precise weighing performance in any condition.

Environmental influence Professional Level CY-C Series

The PSAC Cal. function ensures accurate measurements in any condition. It performs automatic internal calibration based on time or temperature changes to maintain precision.

GLP Documentation

```

20-Jul-23      10:35AM
-----
Aczet
Model         CY 224
Ser.no.       9223102
Ver.no.       r0.1.5.3
ID            1234567
-----
LID:          1111111
+            49.9999 g
+            249.9990 ct
+            1.763690 oz
+            49.9998 g
+            249.9990 ct
+            1.763690 oz
+            49.9999 g
-----
20-Jul-23      10:36AM
Name:         .....
    
```


















Balance includes a built-in GLP Documentation feature for easy input of essential information. Ensures compliance with GMP/GLP/ISO regulations, even without printer connection.

Application Industries



15 Significant Features

- Mono-Tech 
- Internal Cal 
- PSAC Cal 
- External Cal 
- GLP/GMP 
- Auto Off 
- Capacity Tracker 
- Over Load Prot. 
- IP 54 
- Connectivity 
- Opt. Connectivity 
- Windows Comm. 
- Levelling 
- Anti-Thief lock 
- Protective Cover 

Below Balance Weighing is ideal for



- Oversized objects that would not be able to easily fit/balance on the scale pan.
- Irregularly shaped objects that have a hard time lying flat.
- Hot or cold materials whose temperature coefficient would affect the electronics of the scale.
- Magnetic materials that would interfere with the sensor and inner workings of the scale

Professional Series	CY 312C	CY 612C	CY 1202C	CY 2202C	CY 3102C	CY 4102C	CY 6102C
Maximum Capacity	310 g	610 g	1200 g	2200 g	3100 g	4100 g	6100 g
Minimum load	0.5 g	0.5 g	0.5 g	0.5 g	0.5 g	0.5 g	0.5 g
Readability	0.01 g	0.01 g	0.01 g	0.01 g	0.01 g	0.01 g	0.01 g
Repeatability	0.01 g	0.01 g	0.01 g	0.01 g	0.01 g	0.01 g	0.01 g
Linearity (±)	0.02 g	0.02 g	0.02 g	0.02 g	0.02 g	0.02 g	0.03 g
Tare Range (Subtractive)	-310 g	-610 g	-1200 g	-2200 g	-3100 g	-4100 g	-6100 g
Minimum Weight (USP, 0.1%, typical)	10 g						
Minimum weight (U=1%, typical)	1 g						
Pan Size (mm)	128 x 128			198 x 205			
Response Time	2 - 3 Sec.						
Display	Alpha Numeric Backlit LCD Display						
Calibration	Motorised Internal Calibration						
Units of measure	gm, mg, ct, GN, mo, oz, dwt, t1T, t1H, t1S, mom, Bat, MS						
Operating Temp.	18° to 30°C						
Sensitivity Drift.	± 2ppm (2 x 10 / °C)						
Interface	RS 232C Optional USB (Windows direct communication).						
Application Modes	PCS, % Weighing, Animal / Dynamic Weighing, Check Weighing, Automatic Density Determination, Formulation Automatic Statistic Calculator etc.						
Power Supply	DC Adaptor, input 100 ~ 240 0.8A output 13V / 15.A, 50-60Hz						
Compliance	ISO, GLP / GMP & USP						
Balance Size (W x D X H)	342.5 x 212 x 169.5 mm			342.5 x 212 x 89.5 mm			
Weight Approx	7.5 kg						

*Optimize performance based on installation location and environmental conditions for improved results.

Accessories

- Data Printer - CPR 02 Dot Matrix
- Density Kit - CDK01
- Test Weight - E1, E2, F1
- Anti-Vibration Pad - VRD-03
- Battery Backup - LBA-X 01
- Remote Display - SRD - 01
- IQ, OQ, PQ Document - LBA-X 20
- Interface Cable - LBA-X 15
- Anti-Thief Lock - LBA-X 16
- Specific Gravity Stand - LBA-X 13.B

Software

- 21 CFR PART 11 PC Software

