


















ATA and ATZ series







- high weighing accuracy
- compact dimensions
- very good indication readability
- automatic internal calibration (ATA)
- RS232C printer, computer or barcode reader



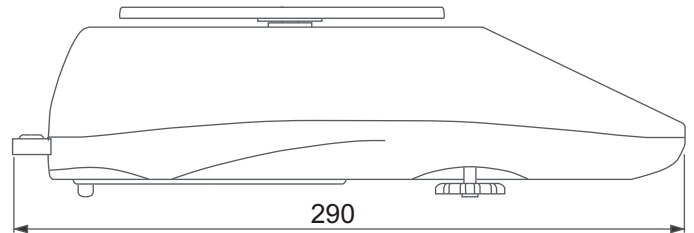
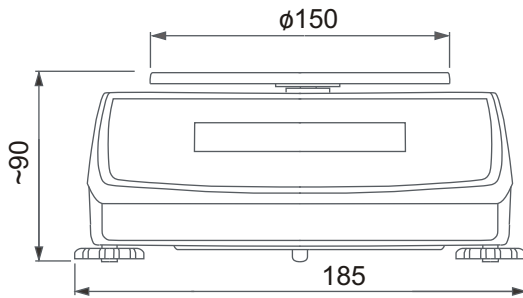
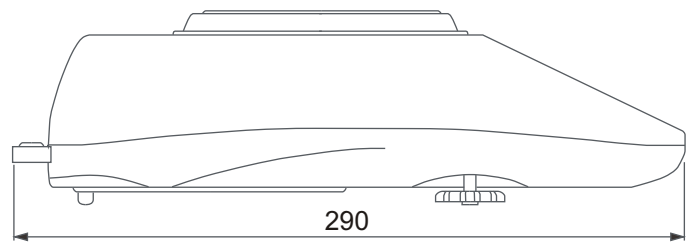
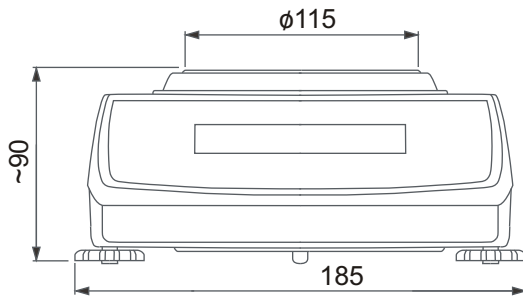
Laboratory balances ATA and ATZ series are designed for use in laboratories, pharmacies, jewelry and research institutes where high accuracy of measurement and compact size is required.

 external calibration	 printout config.	 unit selection	 animals weighing
 internal calibration	 pieces counting	 weighing speed selection	 density measurement
 GLP compatibility	 percentage	 threshold/selection	 force measurement
	 summation	 max weight	 recipe
		 min weight	 statistics

Options on demand

					
Under hook weighing	Protective cover	Hydro set	Additional display	Date/time (int. clock.)	Measurements memory

- hook for hanging weighed object
- protective cover to secure pan
- Hydro AKA set to measure density of liquids and solid (only balances with ø115mm)
- internal clock (date and time on printouts)
- measurements memory (Alibi)
- LAN or Wi-Fi to work with computer
- additional display
- barcode reader (RS232C+supply)
- computer software : Statistics *freeware*, Communication *freeware* - saving to file, ProCell - export to Excel



Technical data

Model	ATA220	ATA320	ATA520	ATA1200	ATA2200	ATZ220	ATZ320	ATZ520	ATZ1200	ATZ2200
Capacity (Max)	220g	320g	520g	1200g	2200g	220g	320g	520g	1200g	2200g
Reading unit (d)	0,001g	0,001g	0,001g	0,01g	0,01g	0,001g	0,001g	0,001g	0,01g	0,01g
Verification unit (e)	0,01g	0,01g	0,01g	0,1g	0,1g	0,01g	0,01g	0,01g	0,1g	0,1g
Tare range	-220g	-320g	-520g	-1200g	-2200g	-220g	-320g	-520g	-1200g	-2200g
Accuracy class	II									
Repeatability	0,001g		0,01g			0,001g		0,01g		
Linearity	±0,002g		±0,02g			±0,002g		±0,02g		
Working temperature	+10 ÷ +40°C									
Sensitivity drift	2 ppm/°C in range +15 ÷ +35°C									
Weighing time	<3s		<2s			<3s		<2s		
Pan size	φ115mm		φ150mm			φ115mm		φ150mm		
Display	LCD digits height 14mm									
Dimensions (with legs)	185x290x90mm									
Interfaces	RS232C, USB_B; options: LAN or Wi-Fi					RS232C; options: USB_B, LAN or Wi-Fi				
Units	mg, g, kg, ct, lb, oz, ozt, gr, dwt									
Power supply	~230V 50Hz 6VA / =12V 1,2A									
Balance weight	2,6kg					2,1kg				
Internal calibration	√	√	√	√	√	-	-	-	-	-
Recommended std. of mass	F2 200g	F2 200g	F1 500g	F2 1000g	F2 2000g	F2 200g	F2 200g	F1 500g	F2 1000g	F2 2000g